

Information About Mutual Fund

Effective Date	18 September 2020
Effective Letter No.	S-889/PM.21/2020
Launching Date	14 October 2020
Currency	Rupiah (IDR)
NAV/Unit	Rp 1,159.25
Total AUM	Rp 293,265,820,995.30
Minimum Initial Investment	Rp 10,000.-
Number of Units Offered	10,000,000,000 UP
Valuation Period	Daily
Subscription Fee	-
Redemption Fee	-
Switching Fee	-
Management Fee	Max. 1.00% p.a.
Custodian Fee	Max. 0.15% p.a.
Custodian Bank	PT Bank Central Asia Tbk
ISIN Code	IDN000446200

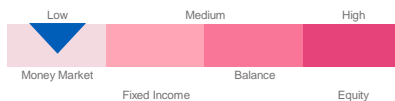
Investment Benefit

- Professional management
- Investment diversification
- Investment value growth potential
- Ease of investment liquidation

Main Risk Factor

- Risk of changing economic and political conditions
- Risk of reduction in NAV for each Participation Unit
- Risk of portfolio change
- Liquidity Risk
- Default Risk

Risk Classification



UOBAM ESG Pasar Uang Indonesia invests 100% in Money Market Instruments and is categorized as low risk.

Investment Manager Profile

PT UOB Asset Management Indonesia has obtained an Investment Manager license from OJK (formerly Baepam-LK) in 2011 (No. KEP-11/BL/MI/2011 dated 27 December 2011) and an Investment Advisory license in 2019 (No.KEP: 85/D.04/2019 dated 13 December 2019). PT UOB Asset Management Indonesia is part of UOB Asset Management Ltd. was founded in Singapore in 1986 and is part of the UOB Group. UOB Asset Management Ltd. has more than 30 years of experience investing in global financial markets and is currently an Investment Manager with the most comprehensive network and has more than 16,000 distribution points in Asia.

Investment Objective

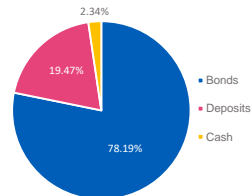
UOBAM ESG Pasar Uang Indonesia aims to provide optimal investment returns in short term with a high level of liquidity through investment allocation in accordance with the Investment Policy.

Investment Policies

Money Market Instrument*) : 100%

*)Including bonds with remaining maturity/ maturity of not more than 1 year and/or deposits

Portfolio Composition



Top 10 Portfolio*

FR0040	4.23%
FR0081	12.27%
FR0086	18.76%
OBL BKL I PINDO DELI PULP AND PAPER MILLS	4.10%
OBL BKL V INDAH KIAT PULP & PAPER II 2024 A	4.13%
PBS036	4.83%
TD BANK ALADIN SYARIAH	4.44%
TD BANK KB BUKOPIN SYARIAH	3.76%
TD BPD SULUT	4.44%
TD BPD SUMATERA BARAT	3.75%

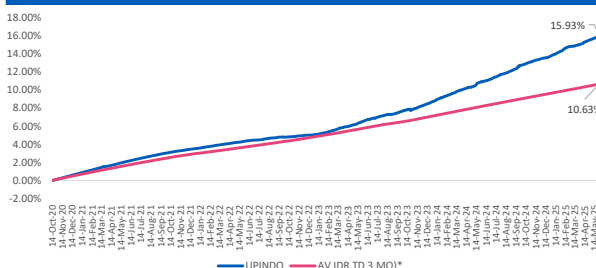
* in alphabetical orders

Mutual Fund Performance

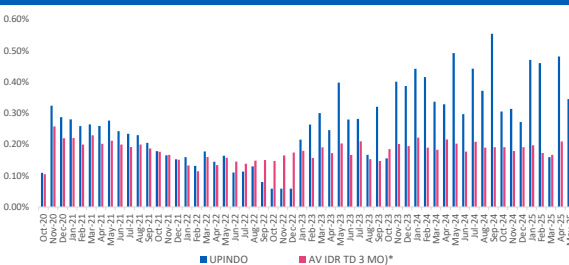
Performance	YTD	1 month	3 months	6 months	1 year	3 years	5 years	Since Inception
UPINDO	1.93%	0.34%	0.99%	2.21%	4.56%	11.12%	N/A	15.93%
AV IDR TD 3 MO*	0.92%	0.17%	0.55%	1.11%	2.27%	6.71%	N/A	10.63%
Highest Month Performance	September 2024		0.55%		UOBAM ESG Pasar Uang Indonesia (UPINDO) had a performance of 0.55% in September 2024 and a performance of 0.06% in October 2022			
Lowest Month Performance	October 2022		0.06%					

* AV IDR TD 3 MO = Average 3 Months Time Deposits

Mutual Fund Performance Since Inception



Monthly Performance in the Last 5 Years



Custodian Bank Profile

PT Bank Central Asia Tbk obtained approval as a Foreign Exchange Bank based on the Decree of the Board of Directors of Bank Indonesia Number 9/110/Dir/UD dated March 28, 1977 concerning the Appointment of the Head Office of PT Bank Central Asia, Jakarta as a Foreign Exchange Bank and approval as a Custodian Bank in the capital market sector based on the Decree of the Chairman of the Capital Market Supervisory Agency Number: KEP-148 / PM / 1991 dated November 13, 1991 concerning Approval as a Depository for Assets in the Capital Market to PT Bank Central Asia.

Access the Prospectus for more complete information on the website www.uobam.co.id

Information on Proof of Mutual Fund Ownership

In accordance with the applicable OJK regulations, the confirmation letter for the subscription, redemption, and switching of Mutual Funds is a legal proof of Mutual Fund ownership issued and sent by the Custodian Bank. If there is a Securities Ownership Reference (AKSES) facility, Participation Unit Holders can view Mutual Fund ownership via the <https://akses.ksei.co.id/> page.

Disclaimer:

INVESTMENT IN MUTUAL FUND CONTAINS RISK. PRIOR DECIDING TO INVEST, PROSPECTIVE INVESTORS MUST READ AND UNDERSTAND THE PROSPECTUS. PAST PERFORMANCE DOES NOT GUARANTEE/REFLECT AN INDICATION OF PERFORMANCE IN THE FUTURE.

THE FINANCIAL SERVICES AUTHORITY (OJK) NEITHER GIVE ANY STATEMENT TO APPROVE OR DISAPPROVE TO THIS SECURITIES, AND DOES NOT EXPRESS THE ACCURACY OR ADEQUACY OF THE CONTENTS OF THE PROSPECTUS OF THIS FUND. ANY CONTRADICTION STATEMENT WITH THESE STATEMENTS IS ILLEGAL.

Mutual Funds are Capital Market products and not products issued by Selling Agents/Banking. The Mutual Funds Selling Agent is not responsible for the demands and risks of mutual fund portfolio management carried out by the Investment Manager.

This product information summary does not replace the Mutual Fund Prospectus and has been prepared by PT UOB Asset Management Indonesia for information purposes only and does not constitute a form of offer to buy or request to sell. All information contained in this document is presented correctly. If necessary, investors are advised to seek professional opinion before making an investment decision. Past performance is not necessarily an indicator of future performance, nor is it an estimate made to give an indication of its future performance or trends.

PT UOB Asset Management Indonesia as an Investment Manager is registered and supervised by OJK.



PT UOB Asset Management Indonesia
UOB Plaza Lt. 42
Jl. M.H. Thamrin No. 10
Telp. (+62) 21 29290889
Fax. (+62) 21 29290809

Mutual Fund Account
Bank : PT Bank Central Asia Tbk
Name : REKSA DANA UOBAM ESG PASAR UANG INDONESIA
Account No : 206-1412273



Right By You